HAL open science

Towards the controlled enzymatic synthesis of LNA containing oligonucleotides

Nazarii Sabat, Dace Katkevica, Karlis Pajuste, Marie Flamme, Andreas Stämpfli, Martins Katkevics, Steven Hanlon, Serena Bisagni, Kurt Püntener, Filippo Sladojevich, et al.

To cite this version:

Nazarii Sabat, Dace Katkevica, Karlis Pajuste, Marie Flamme, Andreas Stämpfli, et al.. Towards the controlled enzymatic synthesis of LNA containing oligonucleotides. Frontiers in Chemistry, 2023, 11, pp.1161462. 10.3389/fchem.2023.1161462 . pasteur-04104844v1

HAL Id: pasteur-04104844

https://pasteur.hal.science/pasteur-04104844v1

Submitted on 24 May 2023 (v1), last revised 26 May 2023 (v2)

HAL is a multi-disciplinary open access archive for the deposit and dissemination of scientific research documents, whether they are published or not. The documents may come from teaching and research institutions in France or abroad, or from public or private research centers.

L'archive ouverte pluridisciplinaire **HAL**, est destinée au dépôt et à la diffusion de documents scientifiques de niveau recherche, publiés ou non, émanant des établissements d'enseignement et de recherche français ou étrangers, des laboratoires publics ou privés.

Distributed under a Creative Commons Attribution 4.0 International License

Towards the controlled enzymatic synthesis of LNA containing oligonucleotides

Nazarii Sabat,[a] Dace Katkevica,[b] Karlis Pajuste,[b] Marie Flamme,[a] Andreas Stämpfli,[c] Martins Katkevics,[b] Steven Hanlon,[d] Serena Bisagni,[d] Kurt Püntener,[d] Filippo Sladojevich,[c] and Marcel Hollenstein[a]*

[a] Institut Pasteur, Université de Paris Cité, CNRS UMR3523, Department of Structural Biology and Chemistry, Laboratory for Bioorganic Chemistry of Nucleic Acids, 28, rue du Docteur Roux, 75724 Paris Cedex 15, France

[b] Latvian Institute of Organic Synthesis, Aizkraukles 21, Riga, LV-1006, Latvia

[c] Pharma Research and Early Development, Roche Innovation Center Basel, F. Hoffmann-La Roche Ltd, Grenzacherstrasse 124, 4070, Basel, Switzerland

[d] Pharmaceutical Division, Synthetic Molecules Technical Development, Process Development & Catalysis, F. Hoffmann-La Roche Ltd, 4070 Basel, Switzerland

***Correspondence:**
Dr. Marcel Hollenstein
marcel.hollenstein@pasteur.fr

Keywords: Locked nucleic acids, XNA, modified nucleotides, polymerases, controlled enzymatic synthesis.

Abstract

Enzymatic, *de novo* XNA synthesis represents an alternative method for the production of long oligonucleotides containing chemical modifications at distinct locations. While such an approach is currently developed for DNA, controlled enzymatic synthesis of XNA remains at a relative state of infancy. In order to protect the masking groups of 3'-*O*-modified LNA and DNA nucleotides against removal caused by phosphatase and esterase activities of polymerases, we report the synthesis and biochemical characterization of nucleotides equipped with ether and robust ester moieties. While the resulting ester-modified nucleotides appear to be poor substrates for polymerases, ether-blocked LNA and DNA nucleotides are readily incorporated into DNA. However, removal of the protecting groups and modest incorporation yields represent obstacles for LNA synthesis via this route. On the other hand, we have also shown that the template-independent RNA polymerase PUP represents a valid alternative to the TdT and we have also explored the possibility of using engineered DNA polymerases to increase substrate tolerance for such heavily modified nucleotide analogs.

1. Introduction

Synthetic oligonucleotides play essential roles in an increasing number of applications including storage of digital information in DNA,(Lee et al., 2019b;Doricchi et al., 2022b) drug discovery,(Lindenburg et al., 2020;Vummidi et al., 2022) and the development of mRNA vaccines.(Jackson et al., 2020;Chaudhary et al., 2021) Besides the need for production of larger numbers of sequences and scaling up to kilograms, demands vary widely in terms of size and also in sequence and chemical composition. For instance, antisense oligonucleotides consist of short, fully-modified sequences and the *de novo* genome synthesis requires the error-free assembly of massive amounts of shorter stretches of unmodified DNA.(Masaki et al., 2022;Matthey-Doret et al., 2022) On the other end of the spectrum, mRNA vaccines require the production of long (several thousands of nucleotides) oligonucleotides containing modified residues such as *N*1-methyl-pseudouridine(Nance and Meier, 2021;Dousis et al., 2022) while studies aiming at understanding the mechanisms and functions of larger RNAs such as long non-coding RNAs or mRNA call in for the synthesis of long, heavily modified sequences.(Zuckerman et al., 2020;Statello et al., 2021;Liu and Wang, 2022)

The main approach for the synthesis of oligonucleotides relies on the iterative addition of phosphoramidite-based building blocks on immobilized nucleic acid sequences.(Beaucage and Caruthers, 1981;Caruthers, 1985) While this method has met undeniable success, there are still inherently limiting factors. For instance, sequences longer than 200 nucleotides cannot be obtained by this solid-phase synthetic approach. In addition, the sustainability(Andrews et al., 2021) as well as the scalability(Molina and Sanghvi, 2019) of phosphorous(III)-based oligonucleotide synthesis are limited which negatively impacts scalable manufacturing.(Van Giesen et al., 2022) Hence, various enzymatic methods are currently developed to alleviate the shortcomings of solid-phase synthesis of nucleic acids. In this context, controlled enzymatic synthesis represents a promising approach where temporarily blocked nucleoside triphosphates are incorporated sequentially into DNA mainly by template-independent polymerases such as the terminal deoxynucleotidyl transferase (TdT).(Jensen and Davis, 2018;Lee et al., 2019b;Sarac and Hollenstein, 2019;Doricchi et al., 2022a;Lu et al., 2022;Van Giesen et al., 2022;Wang et al., 2022;Ashley et al., 2023;Hoose et al., 2023) The blocking groups can be affixed either at the 3'-hydroxyl moiety to prevent further nucleophilic attack on the α-phosphorous of incoming nucleoside triphosphates(Bollum, 1962;Mackey and Gilham, 1971;Chen et al., 2010;Hutter et al., 2010;Gardner et al., 2012;Chen et al., 2013;Mathews et al., 2016;Jang et al., 2019) or on the nucleobase which then act as inhibitors of polymerases.(Bowers et al., 2009;Palluk et al., 2018) While robust protocols have been established for DNA, (Palluk et al., 2018;Lee et al., 2019b;Jung et al., 2022;Venter et al., 2022;Wang et al., 2022) changing the sugar chemistry to ribose (RNA) or to more complex modification patterns deviating from natural systems (xenonucleic acids, XNAs(Chaput and Herdewijn, 2019;Chaput et al., 2020)) raises yet unmet challenges. We have recently explored the possibility of using phosphate(Flamme et al., 2022a) or robust ester functionalities(Flamme et al., 2022b) as prosthetic 3'-*O*-protecting groups for controlled enzymatic synthesis of locked nucleic acids (LNAs). While some of these temporarily blocked XNA nucleotides are tolerated by various polymerases including TdT, intrinsic esterase(Canard et al., 1995;LinWu et al., 2019;LinWu et al., 2020) and phosphatase(Krayevsky et al., 2000;Flamme et al., 2022a) activities of polymerases precludes their use for the crafting of oligonucleotides. Here, we have explored i) the possibility of using yet more robust protecting groups designed to resist esterase and phosphatase activity for DNA and XNA synthesis with template-dependent and independent polymerases, ii) whether other template-independent polymerases than the TdT could be harnessed for *de novo* DNA and LNA synthesis, and iii) the use of engineered, template-dependent polymerases more tolerant to LNA nucleotides.

This is a provisional file, not the final typeset article

2. Results and discussion

2.1 Design and synthesis of blocked DNA and LNA nucleotides

Benzoyl-protected LNA nucleotides were rather well-tolerated by a number of DNA polymerases and displayed an important resistance against hydrolytic removal.(Flamme et al., 2022b) Despite these favorable assets, some polymerases including Kf(*exo*$^-$), *Bst* or Therminator were capable of abstracting the benzoyl masking group by their moonlighting esterase activity leading to multiple incorporation events. Substitution of the aromatic moiety of benzoates with methyl groups not only decreases the rate of hydrolysis under mild acidic conditions compared to the unsubstituted parent compound but also to a change from an A-2 (Watson) mechanism involving a water molecule in the transition state to an A-1 (Ingold) mechanism that proceeds *via* the formation of an acylium ion.(Chmiel and Long, 1956;Shi et al., 2015;Pengthong et al., 2023) Based on this rationale, we deemed that the esterase activity of polymerases might be reduced by replacing a benzoyl- with a mesitoyl units on incoming nucleotides **1** and **2** (Figure 1).

Etherases catalyzing the hydrolysis of C-O bonds are quite rare in Nature and essentially hydrolyze aryl ether bonds in lignin(Picart et al., 2015), uncommon vinyl ethers,(Parsons et al., 2003) or lactyl ethers of MurNAc and related derivatives. This scarcity of naturally existing enzymes capable of hydrolyzing ether linkages is mainly due to the thermodynamic stability of C-O bonds.(Jaeger et al., 2005) This feature has already been exploited in nucleic acid chemistry to develop blocked nucleotides for sequencing purposes.(Ruparel et al., 2005;Ju et al., 2006;Wu et al., 2007;Guo et al., 2008;Keller et al., 2009;Knapp et al., 2011;Palla et al., 2014;Choi et al., 2022) Based on these considerations, we explored the possibility of using LNA nucleotides equipped with 3'-*O*-allyl (nucleotide **4**), 3'-*O*-methyl (nucleotide **6**), and 3'-*O*-azidomethyl (nucleotide **7**) protecting groups in controlled enzymatic XNA synthesis. In order to establish adequate control reactions, we also synthesized the known 3'-*O*-allyl- and 3'-*O*-azidomethyl-dTTP protected analogs (nucleotides **3**(Wu et al., 2007) and **5**(Guo et al., 2008), respectively).

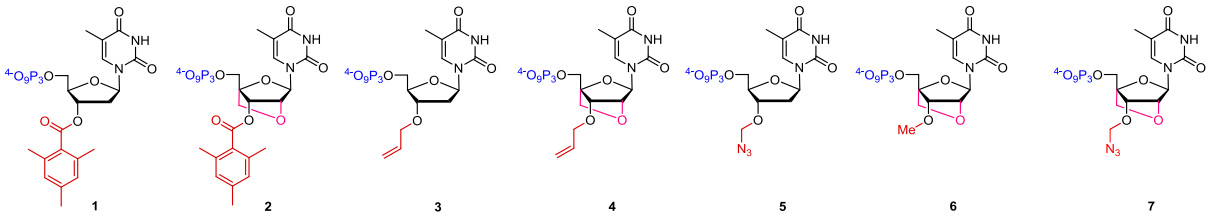

Figure 1. Structures of designed DNA and LNA nucleotides **1-7** bearing 3'-*O*-blocking groups.

Based on this design, we first synthesized 3'-*O*-protected DNA and LNA nucleoside analogs starting either from 5'-*O*-DMTr- (for nucleotides **1-4** and **6**) or 5'-*O*-TBDMS-protected starting nucleosides (for nucleotides **5** and **7**) using protocols as described in detail in the supporting information and the literature.(K. Singh et al., 1998;Obika et al., 1998;Christensen et al., 2001) After installation of the 3'-*O*-masking groups, the trityl and silyl protecting groups were removed under mild conditions. Finally, nucleoside triphosphates **1-7** were obtained in moderate yields (10-26%) by application of the one-pot-three-steps protocol developed by Ludwig and Eckstein(Ludwig and Eckstein, 1989) (Figure 2).

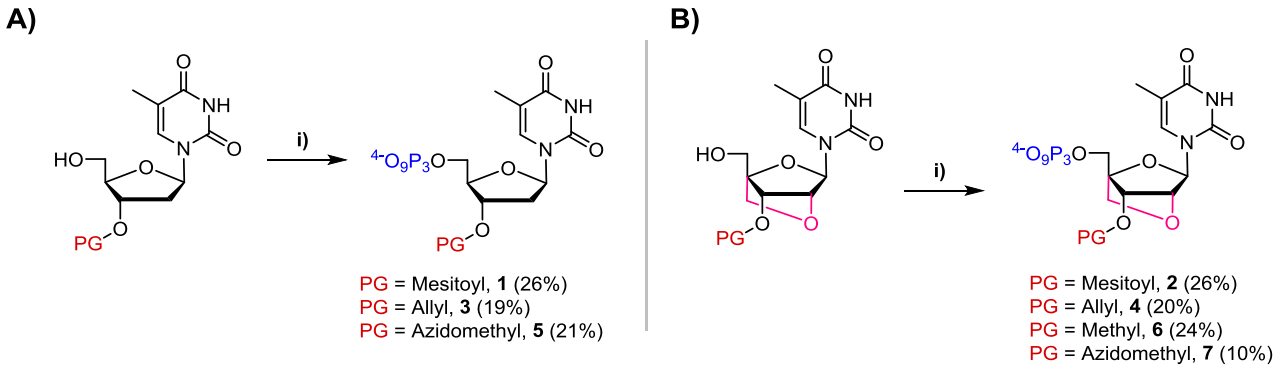

Figure 2. Synthesis of A) DNA and B) LNA nucleoside triphosphates **1-7** bearing 3'-*O*-blocking groups. Reagents and conditions: **i)** 1) 2-chloro-1,3,2-benzodioxaphosphorin-4-one, pyridine, dioxane, rt, 1h; 2) $(n\mathrm{Bu_3NH})_2\mathrm{H_2P_2O_7}$, DMF, $n\mathrm{Bu_3N}$, rt, 1h; 3) $\mathrm{I_2}$, pyridine, $\mathrm{H_2O}$, rt, 30 min.

2.2 Template independent synthesis

With blocked nucleotides **1-7** at hand, we sought to explore the possibility of constructing modified and natural oligonucleotides using controlled enzymatic synthesis. In this context, template-independent DNA polymerases such as the terminal deoxynucleotidyl transferase (TdT)(Sarac and Hollenstein, 2019;Ashley et al., 2023) are often considered as prime candidates for *de novo* synthesis of single-stranded DNA oligonucleotides.(Lee et al., 2019a;Jung et al., 2022;Lu et al., 2022;Wang et al., 2022) While the TdT polymerase is rather tolerant to a broad array of structurally modified nucleotides, it catalyzes the incorporation of single LNA nucleotides which then act as chain terminators even in the absence of 3'-*O*-blocking groups.(Kuwahara et al., 2009;Kasahara et al., 2010;Flamme et al., 2021) Nonetheless, extension reactions with the TdT and 3'-*O*-blocked LNA nucleotides allow to rapidly gauge the substrate tolerance of a DNA polymerase for such modified analogs. Therefore, we first evaluated whether nucleotides **1-7** could act as substrates for the TdT. To do so, we incubated the modified nucleotides together with TdT, reaction buffer, various cofactors (Co^{2+}, Mn^{2+}, or Mg^{2+}), and a 19 nucleotide long, 5'-FAM-labelled DNA primer for various reaction times (Figure 3 and Supplementary Figure 2). Azidomethyl-protected nucleotide **7** displayed the best substrate tolerance by the TdT of all investigated nucleotides since conversion to the expected N+1 product could be achieved in near quantitative yields after 12h of reaction with Mn^{2+} as cofactor. In addition to nucleotide **7**, 3'-*O*-allyl-blocked LNA analog **4** was also recognized as a substrate by the TdT albeit with lower efficiency (~50% yield of conversion to N+1 product). Surprisingly, the corresponding DNA counterparts **3** and **5** were not well recognized by the TdT and significant amounts of further extended products could be detected by gel electrophoresis analysis. Analog **6** equipped with a 3'-*O*-methyl group was incorporated into DNA by the TdT with moderate efficiency (~30% of conversion), while nucleotides **1** and **2** were not recognized as substrates. It is noteworthy mentioning that of all the conditions tested, the highest incorporation efficiencies were obtained, irrespective of the nature of the modified nucleotide, when Mn^{2+} was used as cofactor along with 200 µM triphosphate concentration and 5h or 12h of reaction time (Figure 3 and Supplementary Figure 2). This is in contrast with 3'-*O*-benzoyl and 3'-*O*-pivaloyl-protected LNA-TTPs which displayed a marked preference for Co^{2+} over Mn^{2+}.(Flamme et al., 2022b) We then subjected the reaction products obtained with nucleotides **4**, **6**, and **7** and the TdT to an LC-MS analysis (see Supplementary Information for experimental details). When methylated LNA-TTP **6** was engaged in the reaction mixture, the expected N+1 product could be detected by this analysis (*m/z* calcd.: 6588,1676; observed: 6588,1960; see Supplementary Table 1). On the other hand, the 3'-allyl and 3'-azidomethyl moieties of the detected N+1 products obtained with nucleotides **4** and **7** are clearly

This is a provisional file, not the final typeset article

absent. The main reaction products detected in these reactions was the N+1 product with 3'-OH moiety (*m/z* calcd.: 6574,1519; observed: 6574,1834; see Supplementary Table 1). Collectively, these results suggest the possibility that under longer reaction times and in the presence of Mn^{2+} cofactor, ether protecting groups can be removed either as a consequence of the experimental conditions or through the effect of the TdT polymerase.

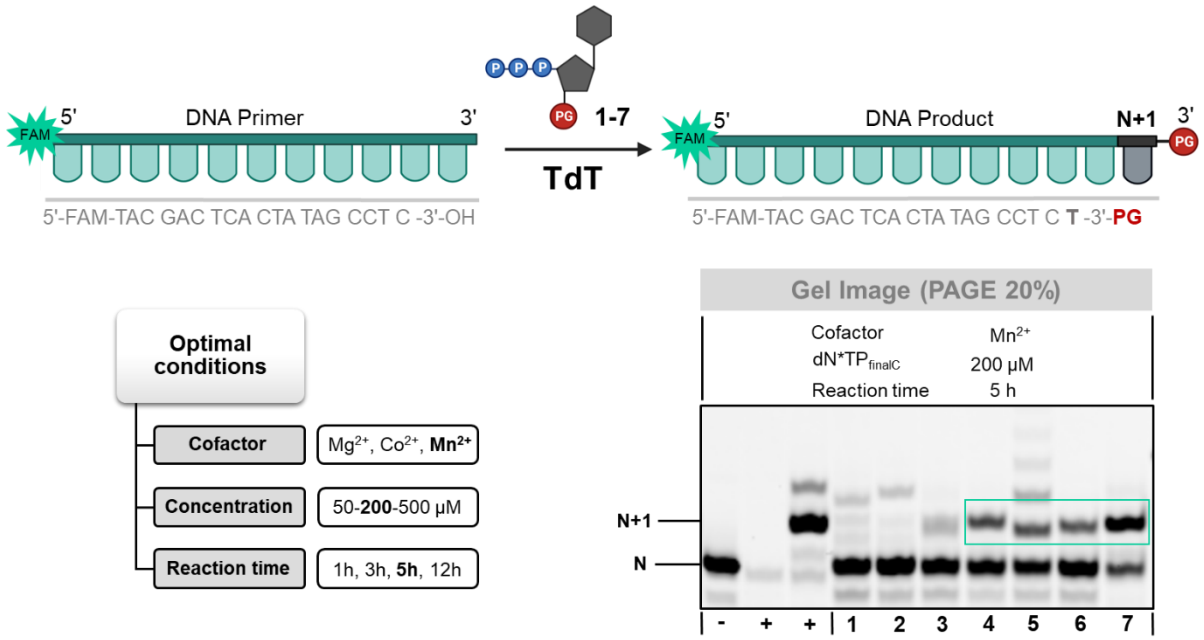

Figure 3. Gel image (PAGE 20%) of TdT-mediated tailing reactions with 3'-*O*-protected dN*TPs **1-7**. First from the left (+) – positive control using dTTP, second from the left (+) – positive control using 3'-OH-LNA-dN*TP, (-) – negative control in the absence of TdT.

Poly(U) polymerases (PUPs) are another class of template-independent polymerase that catalyze the addition of rUMP residues at the 3'-termini of ssRNA in a mechanism reminiscent of that of the TdT.(Kwak and Wickens, 2007;Munoz-Tello et al., 2012) PUPs have been employed for the terminal labelling of RNA oligonucleotides and shown a relative tolerance for sugar- and base-modified nucleotides.(Winz et al., 2012;George et al., 2020;Vo et al., 2021;Gupta et al., 2022) Surprisingly, PUPs have not been considered for *de novo* synthesis of RNA or XNA oligonucleotides despite these favorable assets. We thus evaluated the possibility of using PUPs to incorporate blocked and unmodified LNA-TTP nucleotides into RNA given the structural preference of locked nucleic acids for an A-type conformation.(Eichert et al., 2010;Campbell and Wengel, 2011a) To do so, we incubated an 18 nucleotide long, 5'-FAM-labelled RNA primer with LNA-TTP and nucleotides **1-7** with commercially available PUP under various experimental conditions including different cofactors, reaction times, and nucleotide concentrations (Figure 4 and Supplementary Figure 3). With the exception of nucleotides **1** and **2** equipped with 3'-*O*-mesitoyl groups, the RNA polymerase PUP produced extended RNA primers with high efficiency (80-95% yields of conversion to N+1 product) regardless of the nature of the nucleotide and the presence of blocking groups (see Figure 4). While PUP incorporated a single, unblocked LNA-TTP with a similar efficiency as TdT on DNA primers,(Kuwahara et al., 2009;Flamme et al., 2021) this RNA polymerase appears to be much more tolerant to the presence of 3'-*O*-blocking groups than TdT. Indeed, DNA and LNA nucleotides equipped with 3'-*O*-methyl-, 3'-*O*-allyl-, and 3'-*O*-azidomethyl- protecting groups were equally well tolerated by PUP and successfully incorporated into RNA. Surprisingly, when the reaction product of

3'-OH-LNA-TTP was fed with UTP or increased concentrations of LNA-TTP no additional incorporation events could be observed (data not shown). Hence, LNA acts as a chain terminator in TdT- as well as in PUP-catalyzed reactions even in the absence of blocking groups. In addition, we have analyzed the reaction products by LCMS to evaluate the nature of the products obtained by PUP-mediated catalysis. To do so, we subjected the reaction products obtained with nucleotides **3-7** and the PUP to an LCMS analysis (see Supplementary Information for experimental details). Unlike what has been observed with the TdT, the expected N+1 products still equipped with their respective protecting groups formed with nucleotides **3-6** (see Supplementary Table 2). On the other hand, the product obtained with nucleotide **7** corresponds to the primer extended by a single LNA-T nucleotide without any masking group at the 3'-end (*m/z* calcd.: 6636,9811; observed: 6637,0165; see Supplementary Table 2). Clearly, reactions catalyzed by the PUP lead to the expected products with little or no removal of the masking groups.

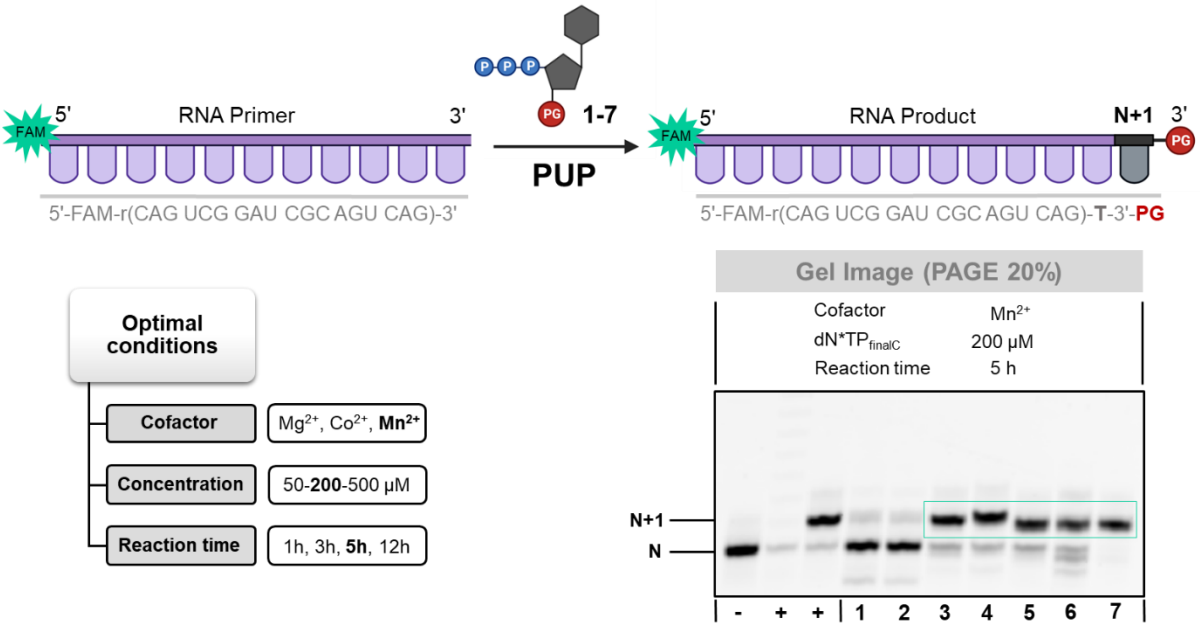

Figure 4. Gel image (PAGE 20%) of PUP-mediated tailing reactions with 3'-*O*-protected dN*TPs **1-7**. First from the left (+) – positive control using rUTP, second from the left (+) – positive control using 3'-OH-LNA-dN*TP, (-) – negative control in the absence of PUP.

2.3 Template dependent synthesis

While most efforts to improve the efficiency of *de novo* DNA synthesis are centered around TdT-mediated, template independent oligonucleotide production, template-dependent approaches are also emerging.(Hoff et al., 2020;Van Giesen et al., 2022;Hoose et al., 2023) A main advantage of template-dependent synthesis is the plethora of polymerases that have been engineered to display very lax substrate requirements and which might be capable of incorporating blocked nucleotides. On the other hand, template-dependent synthesis leads to the formation of dsDNA *rather* than ssDNA products but this can be circumvented by immobilizing products on solid-support or to an extent by using universal templates.(Hoff et al., 2020;Flamme et al., 2022b) Consequently, we set out to evaluate whether nucleotides **1-7** are compatible with enzymatic synthesis with template-dependent polymerases. To do so, we performed primer extension (PEX) reactions using a 15-mer, 5'-FAM-labelled primer and a 22-nucleotide long template equipped with a terminal poly(dA) stretch (Figure

This is a provisional file, not the final typeset article

5). We then evaluated the capacity of a small subset of polymerases (spanning over three families (A, B, and Y): Hemo KlenTaq, *Bst*, Vent (*exo*$^-$), *Sulfolobus* DNA polymerase IV, (Dpo4), Deep Vent, and Kf (*exo*$^-$)) at accepting nucleotides **1**-**7** as substrates and extending the primer by one nucleotide (Figure 5 and Supplementary Figures 4a, 4b, and 4c). This analysis revealed that nucleotides **4** (3'-*O*-allyl-LNA-TTP), **6** (3'-*O*-methyl-LNA-TTP) and **7** (3'-*O*-azidomethyl-LNA-TTP) performed best of all evaluated analogs with over 50% of conversion of the primer to the expected N+1 product under optimized conditions. However, when higher dN*TP concentrations were employed, N+2 product formation was observed suggesting partial removal of the blocking group (Supplementary Figures 4a-c). On the other hand, increasing the reaction time to 12h led to a near completion of the primer and exclusive formation of the N+1 product (Supplementary Figure 4d). Nucleotides **3** and **4** equipped with 3'-*O*-allyl groups were tolerated by polymerases such as Kf (*exo*$^-$) but led to lower conversion yields (30-40% of N+1 product formation). Interestingly, nucleotides **1** and **2** equipped with bulky ester groups were incorporated to a certain extent by the Taq and *Bst* polymerases under PEX reaction conditions unlike what had been observed with both the TdT and the PUP polymerases. Even though yields remained modest (~20%), these incorporation events highlight the difference in substrate tolerance at the level of position 3' of the deoxyribose sugar between template-dependent and template-independent polymerases. Lastly, reactions carried out with DNA nucleotide **5** (3'-*O*-azidomethyl-dTTP) led to the formation of a product distribution unlike those performed with the corresponding LNA analog. Overall, incorporation efficiencies in PEX reactions were comparable to those observed for related nucleotides blocked with ester moieties(Flamme et al., 2022b) and nucleotide **7** appeared to be the most promising candidate.

As for reactions catalyzed by template-independent polymerases, we subjected the resulting PEX reaction products to a thorough LCMS analysis to i) verify whether expected products were formed and ii) shed light into the product distribution observed with nucleotide **5** as well as the nature of the N+2 products. Analysis of the reaction products of nucleotides **3** and **4** obtained with Kf (*exo*$^-$) clearly highlights formation of the expected N+1 *but* without the 3'-*O*-allyl groups in both cases (Supplementary Table 3). While the removal of an allyl ether groups was not expected, these results are similar to those obtained with the TdT polymerase with these blocked nucleotides. Unfortunately, no product other than phosphorylated template could be observed in the reaction mixtures with nucleotides **1**, **2**, and **6**. Intrigued by these results, we tried to rationalize the loss of protecting groups observed by gel electrophoresis and LCMS analysis. Concerning the azidomethyl protecting group, we believed this to arise due to the presence of the reducing agent dithiothreitol (DTT) both in the reaction and storage buffers of polymerases. We thus performed a PEX reaction with nucleotide **7** and Kf (*exo*$^-$) purchased without DTT in the storage buffer and in a reaction mixture devoid of the reducing agent (Supplementary Figure 4e). However, gel electrophoresis of the reaction product obtained after 12h also showed the formation of the N+2 product. Addition of dTTP to the reaction mixture led to the formation of a product distribution thus suggesting partial removal of the protecting group. Lastly, treatment of the reaction mixture with potassium carbonate (1M, 3 hours, RT) followed by incubation with canonical dTTP led to the same outcome. Overall, LCMS analysis combined with additional PEX reactions revealed that ether-blocked nucleotides were incorporated into DNA by polymerases but that the blocking groups were abstracted during the reactions.

In order to improve the yield of N+1 product formation, we considered generating a mutant of the KOD polymerase that would tolerate LNA nucleotides additionally modified at position 3' of the sugar moiety. We thus considered engineering a KOD polymerase variant that contained one point mutation at the level of the exonuclease domain (P179S) and one in the thumb section (L650R). Point mutations were introduced at these sites because these have been recognized as facilitating the incorporation of sugar-modified nucleotides(Bergen et al., 2013;Larsen et al., 2016;Hoshino et al.,

2020;Hajjar et al., 2022) and KOD was chosen given its tolerance for LNA nucleotides.(Veedu et al., 2010) With this KOD mutant HP1.C2 at hand (courtesy from Roche), we carried out PEX reactions with blocked nucleotides **1-7** as well as unblocked LNA-TTP using similar conditions as described above. First, we carried out PEX reactions with LNA-TTP and canonical dTTP to evaluate the proficiency of KOD mutant HP1.C2. Gel electrophoretic analysis revealed that the polymerase was capable of fully extending the primer with dTTP resulting in an N+8 product (which corresponds to full length product with an additional, untemplated addition). On the other hand, LNA-TTP was accepted as a substrate however only three nucleotides were incorporated into the primer (Supplementary Figure 4c). Similar efficiencies have been observed with other DNA polymerases.(Flamme et al., 2021) We then extended our study to blocked nucleotides and gel electrophoretic analysis of the reaction products revealed that nucleotides **1**, **2**, **3**, and **6** were not tolerated at all by this polymerase since no or very little (<10% conversion of the primer) extended product could be observed (Supplementary Figures 4a and 4c). On the other hand, LNA nucleotide **4** was readily incorporated into DNA by the mutant polymerase but a lower running band suggested that undesired N+2 product formed while a faster running band suggested some partial hydrolytic degradation of the primer. Similarly, PEX reaction with DNA nucleotide **5** was readily incorporated and led to a distribution of N+1 and N+2 but no hydrolytic degradation of the primer. As noticed for other polymerases, nucleotide **7** acted as an excellent substrate for KOD mutant HP1.C2, since primer was fully converted (Supplementary Figure 4c). However, the main product stemming from this reaction was that corresponding to a double incorporation event (N+2) suggesting an abstraction of the protecting group during the reaction.

This is a provisional file, not the final typeset article

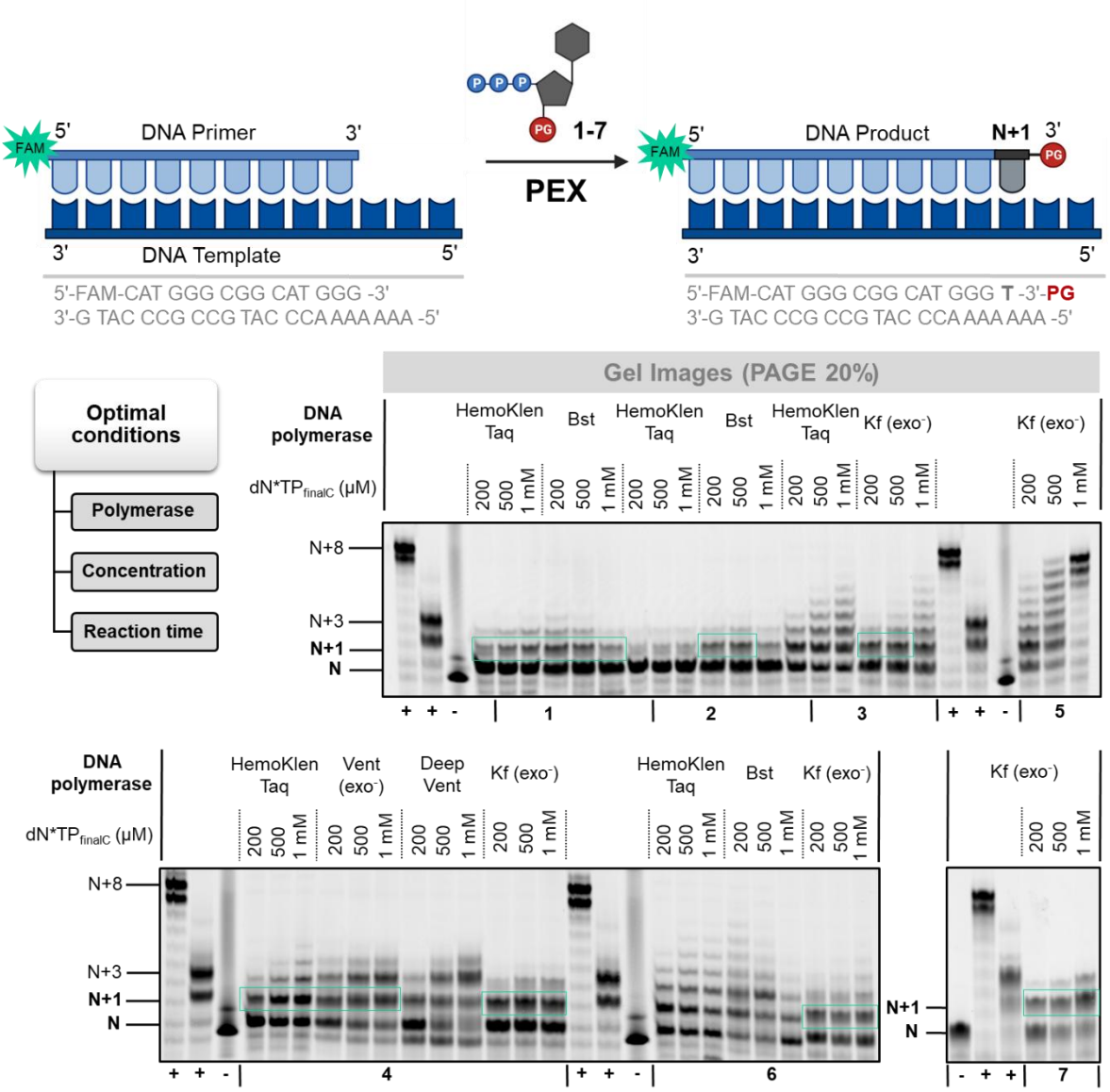

Figure 5. Gel image (PAGE 20%) of PEX reactions with 3'-*O*-protected dN*TPs **1-7**. First from the left (+) – positive control using dTTP, second from the left (+) – positive control using 3'-OH-LNA-dN*TP, (-) – negative control in the absence of polymerase.

3. Discussion

Chemical synthesis of XNAs is particularly efficient for the development of potent therapeutic oligonucleotides (mainly antisense and siRNA)(McKenzie et al., 2021) but is more challenging for longer (> 50 nucleotide-long) sequences.(Taylor et al., 2016) On the other hand, polymerase-mediated synthesis grants access to very long sequences(Hoshino et al., 2020) but control of the localization of the modified nucleotides within the sequence is limited. The combination of both methods appears to be a potential strategy for the preparation of long oligonucleotides with modifications present at user defined positions. However, to reach these aims polymerases need to circumvent multiple hurdles in XNA *de novo* synthesis. Indeed, polymerases need to cope with modifications present at both the level of the sugar and the 3'-position. In addition, the masking group needs to be stable for longer time storage but concomitantly should be removable under mild conditions that would not affect the integrity of DNA and XNA oligonucleotides. Lastly, both

incorporation of the blocked nucleotides and removal of the masking groups need to be high yielding and fast to be considered for the synthesis of longer oligonucleotides. In order to unravel such a potential protecting group candidate, we have focused on the *de novo* synthesis of LNA-containing oligonucleotides due to the relevance of this type of chemical modification in the context of therapeutic oligonucleotides.(Campbell and Wengel, 2011b;Hagedorn et al., 2018) In addition, LNA-TTP appears to be a more difficult substrate for polymerases since the presence of such a modification often induces rather high error-rates.(Pinheiro et al., 2012;Hoshino et al., 2020) So far, we have synthesized LNA nucleoside triphosphates equipped with a variety of 3'-*O*-blocking groups including phosphate, esters, and ethers. Nucleotides equipped with 3'-*O*-phosphate units suffer from poor polymerase acceptance due to the increased negative charge and relative bulkiness of the modification but also from rapid removal by the inherent phosphatase activity of polymerases.(Flamme et al., 2022a) Ester protecting groups are better tolerated by polymerases but a fine balance between removal by the esterase capacity of polymerases and efficient incorporation needs to be evaluated in a case to case manner.(Flamme et al., 2022b) Here, we have extended this approach to ether protecting groups and we have found that these nucleotides could be incorporated into DNA by template-independent and template-dependent reactions using DNA polymerases. However, incorporation efficiencies for N+1 product formation rarely exceed 60-70% which is clearly unpractical for *de novo* XNA synthesis. In addition, removal of most of the 3'-*O*-ether protecting groups was observed and clearly results from an abstraction event during enzymatic reactions. The reasons for these unexpected ablations of the protecting groups remain unknown and might include reduction by DTT or other reagents, combined presence of divalent metal cations and long reaction times, or an etherase activity of polymerases. Interestingly, the RNA polymerase PUP incorporates only single LNA nucleotides which then act as chain terminators but unlike the TdT which displays a similar behaviour, the PUP is much more tolerant to the presence of 3'-modifications. Understanding the reason why LNA nucleotides act as chain terminators for reactions catalyzed by the TdT and the PUP polymerases would allow to engineer mutant enzymes that would be ideal candidates for *de novo* LNA and potentially XNA synthesis.

4. Conclusions

Here, we report the synthesis of various DNA and LNA nucleotides blocked with 3'-*O*-ether and more robust 3'-*O*-ester protecting groups, and their further biochemical evaluation in enzymatic reactions. We have shown that nucleotides equipped with ether linkages were tolerated by DNA and RNA polymerases while the ester moieties precluded incorporation into oligonucleotides presumably due to the increased bulkiness of the blocking group. We have also shown that the PUP polymerase readily tolerates 3'-*O*-masked LNA nucleotides as substrates and thus represents a valid alternative polymerase to be considered for *de novo* synthesis of XNA oligonucleotides. Similarly, we have evaluated the possibility of using an engineered DNA polymerase to increase product formation. Surprisingly, LCMS and gel electrophoresis analysis revealed that most ether linkages were abstracted during the enzymatic reactions. Hence, future directions for improving XNA *de novo* synthesis will include the evaluation of other protecting groups, engineered versions of the TdT and PUP polymerases, and potentially considering polymerases with the capacity to catalyze the formation of other linkages such as phosphoramidate bonds.(Aggarwal et al., 2022)

This is a provisional file, not the final typeset article

Data availability statement

The original contributions presented in the study are included in the article/Supplementary Material, further inquiries can be directed to the corresponding author.

Author contributions

N.S., D.K., K.P., M.F., and M.K. designed the synthetic pathways and performed synthesis of all compounds, N.S. and M.F. carried out all enzymatic extension reactions, A.S. carried out all the LC-MS analyses of enzymatic reaction products, N.S., M.F., A.S., S.H., S.B., K.P., and M.H. analyzed the data, M.H. designed and wrote the manuscript, N.S., S.H., K.P., and M.H. designed the project, S.H., K.P., and M.H. acquired funding and administered the project, and all authors proof-read and edited the manuscript.

Funding

The authors thank Institut Pasteur (starting funds to M.H.) and F. Hoffmann-La Roche Ltd for financial support. The funder F. Hoffmann-La Roche Ltd was not involved in the study design, collection, analysis, interpretation of data, the writing of this article or the decision to submit it for publication. All authors declare no other competing interests.

Conflict of interest

Authors A.S., S.H., S.B., K.P., and F.S. are employed by F. Hoffmann-La Roche Ltd. This study received funding from F. Hoffmann-La Roche Ltd,. All authors declare no other competing interests.

References

Aggarwal, T., Hansen, W.A., Hong, J.a.T., Ganguly, A., York, D.M., Khare, S.D., and Izgu, E.C. (2022). Introducing a New Bond-Forming Activity in an Archaeal DNA Polymerase by Structure-Guided Enzyme Redesign. *ACS Chem. Biol.* 17**,** 1924-1936.

Andrews, B.I., Antia, F.D., Brueggemeier, S.B., Diorazio, L.J., Koenig, S.G., Kopach, M.E., Lee, H., Olbrich, M., and Watson, A.L. (2021). Sustainability Challenges and Opportunities in Oligonucleotide Manufacturing. *J. Org. Chem.* 86**,** 49-61.

Ashley, J., Potts, I.G., and Olorunniji, F.J. (2023). Applications of Terminal Deoxynucleotidyl Transferase Enzyme in Biotechnology. *ChemBioChem***,** 10.1002/cbic.202200510.

Beaucage, S.L., and Caruthers, M.H. (1981). Deoxynucleoside phosphoramidites—A new class of key intermediates for deoxypolynucleotide synthesis. *Tetrahedron Lett.* 22**,** 1859-1862.

Bergen, K., Betz, K., Welte, W., Diederichs, K., and Marx, A. (2013). Structures of KOD and 9°N DNA Polymerases Complexed with Primer Template Duplex. *ChemBioChem* 14**,** 1058-1062.

Bollum, F.J. (1962). Oligodeoxyribonucleotide-primed Reactions Catalyzed by Calf Thymus Polymerase. *J. Biol. Chem.* 237**,** 1945-1949.

Bowers, J., Mitchell, J., Beer, E., Buzby, P.R., Causey, M., Efcavitch, J.W., Jarosz, M., Krzymanska-Olejnik, E., Kung, L., Lipson, D., Lowman, G.M., Marappan, S., Mcinerney, P., Platt, A., Roy, A., Siddiqi, S.M., Steinmann, K., and Thompson, J.F. (2009). Virtual terminator nucleotides for next-generation DNA sequencing. *Nat. Methods* 6**,** 593-595.

Campbell, M.A., and Wengel, J. (2011a). Locked vs. unlocked nucleic acids (LNA vs. UNA): contrasting structures work towards common therapeutic goals. *Chem. Soc. Rev.* 40**,** 5680-5689.

Campbell, M.A., and Wengel, J. (2011b). Locked vs. unlocked nucleic acids (LNAvs.UNA): contrasting structures work towards common therapeutic goals. *Chem. Soc. Rev.* 40**,** 5680-5689.

Canard, B., Cardona, B., and Sarfati, R.S. (1995). Catalytic editing properties of DNA polymerases. *Proc. Natl. Acad. Sci. U.S.A.* 92**,** 10859-10863.

Caruthers, M.H. (1985). Gene Synthesis Machines: DNA Chemistry and Its Uses. *Science* 230**,** 281-285.

Chaput, J.C., and Herdewijn, P. (2019). What Is XNA? *Angew. Chem. Int. Ed.* 58**,** 11570-11572.

Chaput, J.C., Herdewijn, P., and Hollenstein, M. (2020). Orthogonal Genetic Systems. *ChemBioChem* 21**,** 1408-1411.

Chaudhary, N., Weissman, D., and Whitehead, K.A. (2021). mRNA vaccines for infectious diseases: principles, delivery and clinical translation. *Nat. Rev. Drug Discov.* 20**,** 817-838.

Chen, F., Dong, M., Ge, M., Zhu, L., Ren, L., Liu, G., and Mu, R. (2013). The History and Advances of Reversible Terminators Used in New Generations of Sequencing Technology. *Genom. Proteom. Bioinform.* 11**,** 34-40.

Chen, F., Gaucher, E.A., Leal, N.A., Hutter, D., Havemann, S.A., Govindarajan, S., Ortlund, E.A., and Benner, S.A. (2010). Reconstructed evolutionary adaptive paths give polymerases accepting reversible terminators for sequencing and SNP detection. *Proc. Natl. Acad. Sci. U.S.A.* 107**,** 1948-1953.

Chmiel, C.T., and Long, F.A. (1956). The Hydrolysis of Esters of Some Substituted Benzoic Acids in Strongly Acid Aqueous Solutions. *J. Am. Chem. Soc.* 78**,** 3326-3330.

Choi, H., Choi, Y., Choi, J., Lee, A.C., Yeom, H., Hyun, J., Ryu, T., and Kwon, S. (2022). Purification of multiplex oligonucleotide libraries by synthesis and selection. *Nat. Biotechnol.* 40**,** 47-53.

Christensen, N.K., Dahl, B.M., and Nielsen, P. (2001). Incorporation of α- and β-LNA (Locked nucleic acid) monomers in oligodeoxynucleotides with polarity reversals. *Bioorg. Med. Chem. Lett.* 11**,** 1765-1768.

Doricchi, A., Platnich, C.M., Gimpel, A., Horn, F., Earle, M., Lanzavecchia, G., Cortajarena, A.L., Liz-Marzán, L.M., Liu, N., Heckel, R., Grass, R.N., Krahne, R., Keyser, U.F., and Garoli, D. (2022a). Emerging Approaches to DNA Data Storage: Challenges and Prospects. *ACS Nano* 16**,** 17552-17571.

Doricchi, A., Platnich, C.M., Gimpel, A., Horn, F., Earle, M., Lanzavecchia, G., Cortajarena, A.L., Liz-Marzán, L.M., Liu, N., Heckel, R., Grass, R.N., Krahne, R., Keyser, U.F., and Garoli, D. (2022b). Emerging Approaches to DNA Data Storage: Challenges and Prospects. *ACS Nano***,** 10.1021/acsnano.1022c06748.

Dousis, A., Ravichandran, K., Hobert, E.M., Moore, M.J., and Rabideau, A.E. (2022). An engineered T7 RNA polymerase that produces mRNA free of immunostimulatory byproducts. *Nat. Biotechnol.***,** doi.org/10.1038/s41587-41022-01525-41586.

Eichert, A., Behling, K., Betzel, C., Erdmann, V.A., Fürste, J.P., and Förster, C. (2010). The crystal structure of an 'All Locked' nucleic acid duplex. *Nucleic Acids Res.* 38**,** 6729-6736.

Flamme, M., Hanlon, S., Iding, H., Puentener, K., Sladojevich, F., and Hollenstein, M. (2021). Towards the enzymatic synthesis of phosphorothioate containing LNA oligonucleotides. *Bioorg. Med. Chem. Lett.* 48**,** 128242.

Flamme, M., Hanlon, S., Marzuoli, I., Puntener, K., Sladojevich, F., and Hollenstein, M. (2022a). Evaluation of 3 '-phosphate as a transient protecting group for controlled enzymatic synthesis of DNA and XNA oligonucleotides. *Commun. Chem.* 5**,** 68.

Flamme, M., Katkevica, D., Pajuste, K., Katkevics, M., Sabat, N., Hanlon, S., Marzuoli, I., Püntener, K., Sladojevich, F., and Hollenstein, M. (2022b). Benzoyl and Pivaloyl as Efficient Protecting

This is a provisional file, not the final typeset article

Groups for Controlled Enzymatic Synthesis of DNA and XNA Oligonucleotides. *Asian J. Org. Chem.* 11**,** e202200384.

Gardner, A.F., Wang, J., Wu, W., Karouby, J., Li, H., Stupi, B.P., Jack, W.E., Hersh, M.N., and Metzker, M.L. (2012). Rapid incorporation kinetics and improved fidelity of a novel class of 3′-OH unblocked reversible terminators. *Nucleic Acids Res.* 40**,** 7404-7415.

George, J.T., Azhar, M., Aich, M., Sinha, D., Ambi, U.B., Maiti, S., Chakraborty, D., and Srivatsan, S.G. (2020). Terminal Uridylyl Transferase Mediated Site-Directed Access to Clickable Chromatin Employing CRISPR-dCas9. *J. Am. Chem. Soc.* 142**,** 13954-13965.

Guo, J., Xu, N., Li, Z.M., Zhang, S.L., Wu, J., Kim, D.H., Marma, M.S., Meng, Q.L., Cao, H.Y., Li, X.X., Shi, S.D., Yu, L., Kalachikov, S., Russo, J.J., Turro, N.J., and Ju, J.Y. (2008). Four-color DNA sequencing with 3'-O-modified nucleotide reversible terminators and chemically cleavable fluorescent dideoxynucleotides. *Proc. Natl. Acad. Sci. U.S.A.* 105**,** 9145-9150.

Gupta, M., Levine, S.R., and Spitale, R.C. (2022). Probing Nascent RNA with Metabolic Incorporation of Modified Nucleosides. *Acc. Chem. Res.* 55**,** 2647-2659.

Hagedorn, P.H., Persson, R., Funder, E.D., Albæk, N., Diemer, S.L., Hansen, D.J., Møller, M.R., Papargyri, N., Christiansen, H., Hansen, B.R., Hansen, H.F., Jensen, M.A., and Koch, T. (2018). Locked nucleic acid: modality, diversity, and drug discovery. *Drug Discov. Today* 23**,** 101-114.

Hajjar, M., Chim, N., Liu, C., Herdewijn, P., and Chaput, John c. (2022). Crystallographic analysis of engineered polymerases synthesizing phosphonomethylthreosyl nucleic acid. *Nucleic Acids Res.* 50**,** 9663-9674.

Hoff, K., Halpain, M., Garbagnati, G., Edwards, J.S., and Zhou, W. (2020). Enzymatic Synthesis of Designer DNA Using Cyclic Reversible Termination and a Universal Template. *ACS Synth. Biol.* 9**,** 283-293.

Hoose, A., Vellacott, R., Storch, M., Freemont, P.S., and Ryadnov, M.G. (2023). DNA synthesis technologies to close the gene writing gap. *Nat. Rev. Chem.***,** 10.1038/s41570-41022-00456-41579.

Hoshino, H., Kasahara, Y., Kuwahara, M., and Obika, S. (2020). DNA Polymerase Variants with High Processivity and Accuracy for Encoding and Decoding Locked Nucleic Acid Sequences. *J. Am. Chem. Soc.* 142**,** 21530-21537.

Hutter, D., Kim, M.-J., Karalkar, N., Leal, N.A., Chen, F., Guggenheim, E., Visalakshi, V., Olejnik, J., Gordon, S., and Benner, S.A. (2010). Labeled Nucleoside Triphosphates with Reversibly Terminating Aminoalkoxyl Groups. *Nucleosides, Nucleotides & Nucleic Acids* 29**,** 879-895.

Jackson, N.a.C., Kester, K.E., Casimiro, D., Gurunathan, S., and Derosa, F. (2020). The promise of mRNA vaccines: a biotech and industrial perspective. *npj Vaccines* 5**,** 11.

Jaeger, T., Arsic, M., and Mayer, C. (2005). Scission of the Lactyl Ether Bond of N-Acetylmuramic Acid by Escherichia coli “Etherase”*. *J. Biol. Chem.* 280**,** 30100-30106.

Jang, E.K., Son, R.G., and Pack, S.P. (2019). Novel enzymatic single-nucleotide modification of DNA oligomer: prevention of incessant incorporation of nucleotidyl transferase by ribonucleotide-borate complex. *Nucleic Acids Res.* 47.

Jensen, M.A., and Davis, R.W. (2018). Template-Independent Enzymatic Oligonucleotide Synthesis (TiEOS): Its History, Prospects, and Challenges. *Biochemistry* 57**,** 1821-1832.

Ju, J.Y., Kim, D.H., Bi, L.R., Meng, Q.L., Bai, X.P., Li, Z.M., Li, X.X., Marma, M.S., Shi, S., Wu, J., Edwards, J.R., Romu, A., and Turro, N.J. (2006). Four-color DNA sequencing by synthesis using cleavable fluorescent nucleotide reversible terminators. *Proc. Natl. Acad. Sci. U.S.A.* 103**,** 19635-19640.

Jung, H.S., Jung, W.B., Wang, J., Abbott, J., Horgan, A., Fournier, M., Hinton, H., Hwang, Y.H., Godron, X., Nicol, R., Park, H., and Ham, D. (2022). CMOS electrochemical pH localizer-imager. *Sci. Adv.* 8.

K. Singh, S., A. Koshkin, A., Wengel, J., and Nielsen, P. (1998). LNA (locked nucleic acids): synthesis and high-affinity nucleic acid recognition. *Chem. Commun.***,** 455-456.

Kasahara, Y., Kitadume, S., Morihiro, K., Kuwahara, M., Ozaki, H., Sawai, H., Imanishi, T., and Obika, S. (2010). Effect of 3′-end capping of aptamer with various 2′,4′-bridged nucleotides: Enzymatic post-modification toward a practical use of polyclonal aptamers. *Bioorg. Med. Chem. Lett.* 20**,** 1626-1629.

Keller, A.C., Serva, S., Knapp, D.C., Kwiatkowski, M., and Engels, J.W. (2009). Synthesis of 3`-O-(2-cyanoethyl)-2`-deoxythymidine-5`-phosphate as a model compound for evaluation of cynoethyl cleavage. *Collect. Czechoslov. Chem. Commun.* 74**,** 515-534.

Knapp, D.C., Serva, S., D'onofrio, J., Keller, A., Lubys, A., Kurg, A., Remm, M., and Engels, J.W. (2011). Fluoride-Cleavable, Fluorescently Labelled Reversible Terminators: Synthesis and Use in Primer Extension. *Chem. Eur. J.* 17**,** 2903-2915.

Krayevsky, A.A., Victorova, L.S., Arzumanov, A.A., and Jasko, M.V. (2000). Terminal deoxynucleotidyl transferase: catalysis of DNA (oligodeoxynucleotide) phosphorylation. *Pharmacol. Ther.* 85**,** 165-173.

Kuwahara, M., Obika, S., Takeshima, H., Hagiwara, Y., Nagashima, J.-I., Ozaki, H., Sawai, H., and Imanishi, T. (2009). Smart conferring of nuclease resistance to DNA by 3′-end protection using 2′,4′-bridged nucleoside-5′-triphosphates. *Bioorg. Med. Chem. Lett.* 19**,** 2941-2943.

Kwak, J.E., and Wickens, M. (2007). A family of poly(U) polymerases. *RNA* 13**,** 860-867.

Larsen, A.C., Dunn, M.R., Hatch, A., Sau, S.P., Youngbull, C., and Chaput, J.C. (2016). A general strategy for expanding polymerase function by droplet microfluidics. *Nat. Commun.* 7**,** 11235.

Lee, H.H., Kalhor, R., Goela, N., Bolot, J., and Church, G.M. (2019a). Terminator-free template-independent enzymatic DNA synthesis for digital information storage. *Nat. Commun.* 10.

Lee, H.H., Kalhor, R., Goela, N., Bolot, J., and Church, G.M. (2019b). Terminator-free template-independent enzymatic DNA synthesis for digital information storage. *Nat. Commun.* 10**,** 2383.

Lindenburg, L., Huovinen, T., Van de wiel, K., Herger, M., Snaith, M.R., and Hollfelder, F. (2020). Split & mix assembly of DNA libraries for ultrahigh throughput on-bead screening of functional proteins. *Nucleic Acids Res.* 48**,** e63-e63.

Linwu, S.-W., Tsai, T.-Y., Tu, Y.-H., Chi, H.-W., Tsao, Y.-P., Chen, Y.-C., Wang, H.-M., Chang, W.-H., Chiou, C.-F., Lee, J., and Chen, C.-Y. (2020). Enzymatic Cleavage of 3’-Esterified Nucleotides Enables a Long, Continuous DNA Synthesis. *Sci. Rep.* 10**,** 7515.

Linwu, S.-W., Tu, Y.-H., Tsai, T.-Y., Maestre-Reyna, M., Liu, M.-S., Wu, W.-J., Huang, J.-Y., Chi, H.-W., Chang, W.-H., Chiou, C.-F., Wang, A.H.J., Lee, J., and Tsai, M.-D. (2019). Thermococcus sp. 9°N DNA polymerase exhibits 3′-esterase activity that can be harnessed for DNA sequencing. *Commun. Biol.* 2**,** 224.

Liu, A., and Wang, X. (2022). The Pivotal Role of Chemical Modifications in mRNA Therapeutics. *Front. Cell Dev. Biol.* 10.

Lu, X., Li, J., Li, C., Lou, Q., Peng, K., Cai, B., Liu, Y., Yao, Y., Lu, L., Tian, Z., Ma, H., Wang, W., Cheng, J., Guo, X., Jiang, H., and Ma, Y. (2022). Enzymatic DNA Synthesis by Engineering Terminal Deoxynucleotidyl Transferase. *ACS Catal.* 12**,** 2988-2997.

Ludwig, J., and Eckstein, F. (1989). Rapid and efficient synthesis of nucleoside 5'-0-(1-thiotriphosphates), 5'-triphosphates and 2',3'-cyclophosphorothioates using 2-chloro-4H-1,3,2-benzodioxaphosphorin-4-one. *J. Org. Chem.* 54**,** 631-635.

Mackey, J.K., and Gilham, P.T. (1971). New Approach to the Synthesis of Polyribonucleotides of Defined Sequence. *Nature* 233**,** 551-553.

Masaki, Y., Onishi, Y., and Seio, K. (2022). Quantification of synthetic errors during chemical synthesis of DNA and its suppression by non-canonical nucleosides. *Sci. Rep.* 12**,** 12095.

This is a provisional file, not the final typeset article

Mathews, A.S., Yang, H., and Montemagno, C. (2016). Photo-cleavable nucleotides for primer free enzyme mediated DNA synthesis. *Org. Biomol. Chem.* 14**,** 8278-8288.

Matthey-Doret, C., Colp, M.J., Escoll, P., Thierry, A., Moreau, P., Curtis, B., Sahr, T., Sarrasin, M., Gray, M.W., Lang, B.F., Archibald, J.M., Buchrieser, C., and Koszul, R. (2022). Chromosome-scale assemblies of Acanthamoeba castellanii genomes provide insights into Legionella pneumophila infection–related chromatin reorganization. *Genome Res.* 32**,** 1698-1710.

Mckenzie, L.K., El-Khoury, R., Thorpe, J.D., Damha, M.J., and Hollenstein, M. (2021). Recent progress in non-native nucleic acid modifications. *Chem. Soc. Rev.* 50**,** 5126-5164.

Molina, A.G., and Sanghvi, Y.S. (2019). Liquid-Phase Oligonucleotide Synthesis: Past, Present, and Future Predictions. *Curr. Protoc. Nucleic Acid Chem.* 77**,** e82.

Munoz-Tello, P., Gabus, C., and Thore, S. (2012). Functional Implications from the Cid1 Poly(U) Polymerase Crystal Structure. *Structure* 20**,** 977-986.

Nance, K.D., and Meier, J.L. (2021). Modifications in an Emergency: The Role of N1-Methylpseudouridine in COVID-19 Vaccines. *ACS Cent. Sci.* 7**,** 748-756.

Obika, S., Nanbu, D., Hari, Y., Andoh, J.-I., Morio, K.-I., Doi, T., and Imanishi, T. (1998). Stability and structural features of the duplexes containing nucleoside analogues with a fixed N-type conformation, 2′-O,4′-C-methyleneribonucleosides. *Tetrahedron Lett.* 39**,** 5401-5404.

Palla, M., Guo, W.J., Shi, S.D., Li, Z.M., Wu, J., Jockusch, S., Guo, C., Russo, J.J., Turro, N.J., and Ju, J.Y. (2014). DNA sequencing by synthesis using 3 '-O-azidomethyl nucleotide reversible terminators and surface-enhanced Raman spectroscopic detection. *RSC Adv.* 4**,** 49342-49346.

Palluk, S., Arlow, D.H., De Rond, T., Barthel, S., Kang, J.S., Bector, R., Baghdassarian, H.M., Truong, A.N., Kim, P.W., Singh, A.K., Hillson, N.J., and Keasling, J.D. (2018). De novo DNA synthesis using polymerase-nucleotide conjugates. *Nat. Biotechnol.* 36**,** 645-650.

Parsons, J.F., Calabrese, K., Eisenstein, E., and Ladner, J.E. (2003). Structure and Mechanism of Pseudomonas aeruginosa PhzD, an Isochorismatase from the Phenazine Biosynthetic Pathway. *Biochemistry* 42**,** 5684-5693.

Pengthong, P., Bopp, P.A., Jungsuttiwong, S., and Nanok, T. (2023). Mechanistic insights into the self-esterification of lactic acid under neutral and acidic conditions. *J. Mol. Struct.* 1273**,** 134336.

Picart, P., Domínguez De María, P., and Schallmey, A. (2015). From gene to biorefinery: microbial β-etherases as promising biocatalysts for lignin valorization. *Front. Microbiol.* 6.

Pinheiro, V.B., Taylor, A.I., Cozens, C., Abramov, M., Renders, M., Zhang, S., Chaput, J.C., Wengel, J., Peak-Chew, S.-Y., Mclaughlin, S.H., Herdewijn, P., and Holliger, P. (2012). Synthetic Genetic Polymers Capable of Heredity and Evolution. *Science* 336**,** 341-344.

Ruparel, H., Bi, L.R., Li, Z.M., Bai, X.P., Kim, D.H., Turro, N.J., and Ju, J.Y. (2005). Design and synthesis of a 3 '-O-allyl photocleavable fluorescent nucleotide as a reversible terminator for DNA sequencing by synthesis. *Proc. Natl. Acad. Sci. U.S.A.* 102**,** 5932-5937.

Sarac, I., and Hollenstein, M. (2019). Terminal Deoxynucleotidyl Transferase in the Synthesis and Modification of Nucleic Acids. *ChemBioChem* 20**,** 860-871.

Shi, H., Wang, Y., and Hua, R. (2015). Acid-catalyzed carboxylic acid esterification and ester hydrolysis mechanism: acylium ion as a sharing active intermediate via a spontaneous trimolecular reaction based on density functional theory calculation and supported by electrospray ionization-mass spectrometry. *Phys. Chem. Chem. Phys.* 17**,** 30279-30291.

Statello, L., Guo, C.-J., Chen, L.-L., and Huarte, M. (2021). Gene regulation by long non-coding RNAs and its biological functions. *Nat. Rev. Mol. Cell Biol.* 22**,** 96-118.

Taylor, A.I., Beuron, F., Peak-Chew, S.-Y., Morris, E.P., Herdewijn, P., and Holliger, P. (2016). Nanostructures from Synthetic Genetic Polymers. *ChemBioChem* 17**,** 1107-1110.

Van Giesen, K.J.D., Thompson, M.J., Meng, Q., and Lovelock, S.L. (2022). Biocatalytic Synthesis of Antiviral Nucleosides, Cyclic Dinucleotides, and Oligonucleotide Therapies. *JACS Au***,** 10.1021/jacsau.1022c00481.

Veedu, R.N., Vester, B., and Wengel, J. (2010). Polymerase directed incorporation studies of LNA-G nucleoside 5′-triphosphate and primer extension involving all four LNA nucleotides. *New J. Chem.* 34**,** 877-879.

Venter, J.C., Glass, J.I., Hutchison, C.A., and Vashee, S. (2022). Synthetic chromosomes, genomes, viruses, and cells. *Cell* 185**,** 2708-2724.

Vo, J.M., Mulroney, L., Quick-Cleveland, J., Jain, M., Akeson, M., and Ares, M. (2021). Synthesis of modified nucleotide polymers by the poly(U) polymerase Cid1: application to direct RNA sequencing on nanopores. *RNA* 27**,** 1497-1511.

Vummidi, B.R., Farrera-Soler, L., Daguer, J.-P., Dockerill, M., Barluenga, S., and Winssinger, N. (2022). A mating mechanism to generate diversity for the Darwinian selection of DNA-encoded synthetic molecules. *Nat. Chem.* 14**,** 141-152.

Wang, G., He, C., Zou, J., Liu, J., Du, Y., and Chen, T. (2022). Enzymatic Synthesis of DNA with an Expanded Genetic Alphabet Using Terminal Deoxynucleotidyl Transferase. *ACS Syn. Biol.* 11**,** 4142-4155.

Winz, M.L., Samanta, A., Benzinger, D., and Jaschke, A. (2012). Site-specific terminal and internal labeling of RNA by poly(A) polymerase tailing and copper-catalyzed or copper-free strain-promoted click chemistry. *Nucleic Acids Res.* 40.

Wu, J., Zhang, S.L., Meng, Q.L., Cao, H.Y., Li, Z.M., Li, X.X., Shi, S.D., Kim, D.H., Bi, L.R., Turro, N.J., and Ju, J.Y. (2007). 3'-O-modified nudeotides as reversible terminators for pyrosequencing. *Proc. Natl. Acad. Sci. U.S.A.* 104**,** 16462-16467.

Zuckerman, B., Ron, M., Mikl, M., Segal, E., and Ulitsky, I. (2020). Gene Architecture and Sequence Composition Underpin Selective Dependency of Nuclear Export of Long RNAs on NXF1 and the TREX Complex. *Mol. Cell* 79**,** 251-267.e256.

This is a provisional file, not the final typeset article