



**HAL**  
open science

## Necker-Pasteur Clinical Metagenomics: Part 2. Contribution to Pathogen Discovery

Philippe Pérot, Béatrice Regnault, Franck Bielle, Jacques Fourgeaud, Éric Troadec, Nicolas da Rocha, Delphine Chrétien, Thomas Bigot, Marianne Leruez-Ville, Agnès Ferroni, et al.

► **To cite this version:**

Philippe Pérot, Béatrice Regnault, Franck Bielle, Jacques Fourgeaud, Éric Troadec, et al.. Necker-Pasteur Clinical Metagenomics: Part 2. Contribution to Pathogen Discovery. 6th International Conference on Clinical Metagenomics, Oct 2021, Geneva, Switzerland. . pasteur-03467165

**HAL Id: pasteur-03467165**

**<https://pasteur.hal.science/pasteur-03467165v1>**

Submitted on 6 Dec 2021

**HAL** is a multi-disciplinary open access archive for the deposit and dissemination of scientific research documents, whether they are published or not. The documents may come from teaching and research institutions in France or abroad, or from public or private research centers.

L'archive ouverte pluridisciplinaire **HAL**, est destinée au dépôt et à la diffusion de documents scientifiques de niveau recherche, publiés ou non, émanant des établissements d'enseignement et de recherche français ou étrangers, des laboratoires publics ou privés.



Distributed under a Creative Commons Attribution - NoDerivatives 4.0 International License

# Necker-Pasteur Clinical Metagenomics: Part 2. Contribution to Pathogen Discovery

Philippe Pérot<sup>1</sup>, Béatrice Regnault<sup>1</sup>, Franck Bielle<sup>3</sup>, Jacques Fourgeaud<sup>2</sup>, Éric Troadec<sup>1</sup>, Nicolas Da Rocha<sup>1</sup>, Delphine Chrétien<sup>1</sup>, Thomas Bigot<sup>1</sup>, Marianne Leruez-Ville<sup>2</sup>, Agnès Ferroni<sup>2</sup>, Danielle Seilhean<sup>3</sup>, Anne Jamet<sup>2</sup> & Marc Eloit<sup>1</sup>


1. Pathogen Discovery Laboratory, Institut Pasteur, Paris, 75015, France
2. AP-HP, Hôpital Necker-E.M., Microbiologie clinique, Paris, 75015, France
3. AP-HP, Groupe Hospitalier Universitaire Pitié-Salpêtrière, Département de Neuropathologie Raymond Escourrolle, Paris, 75013 France

## BACKGROUND

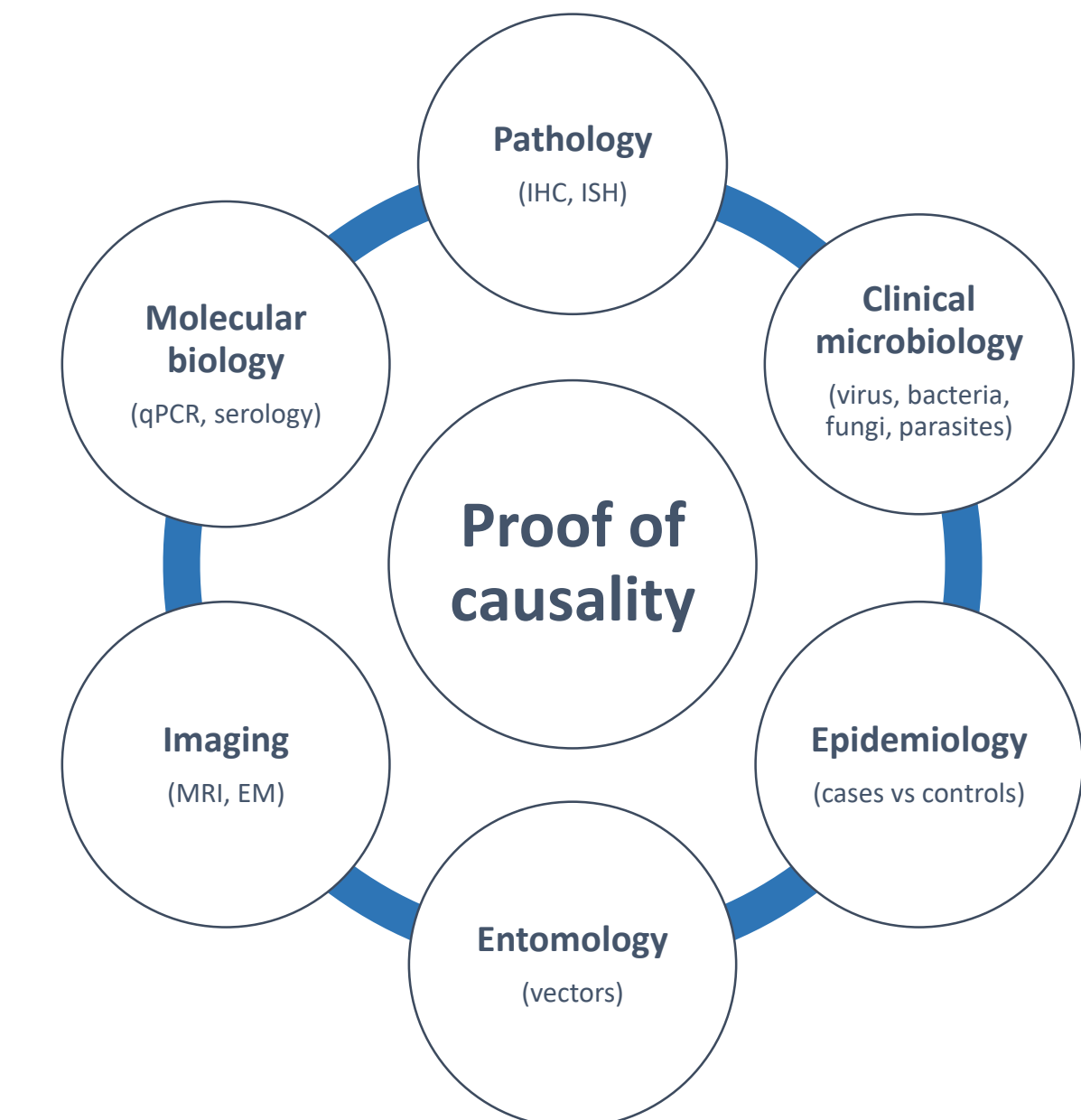
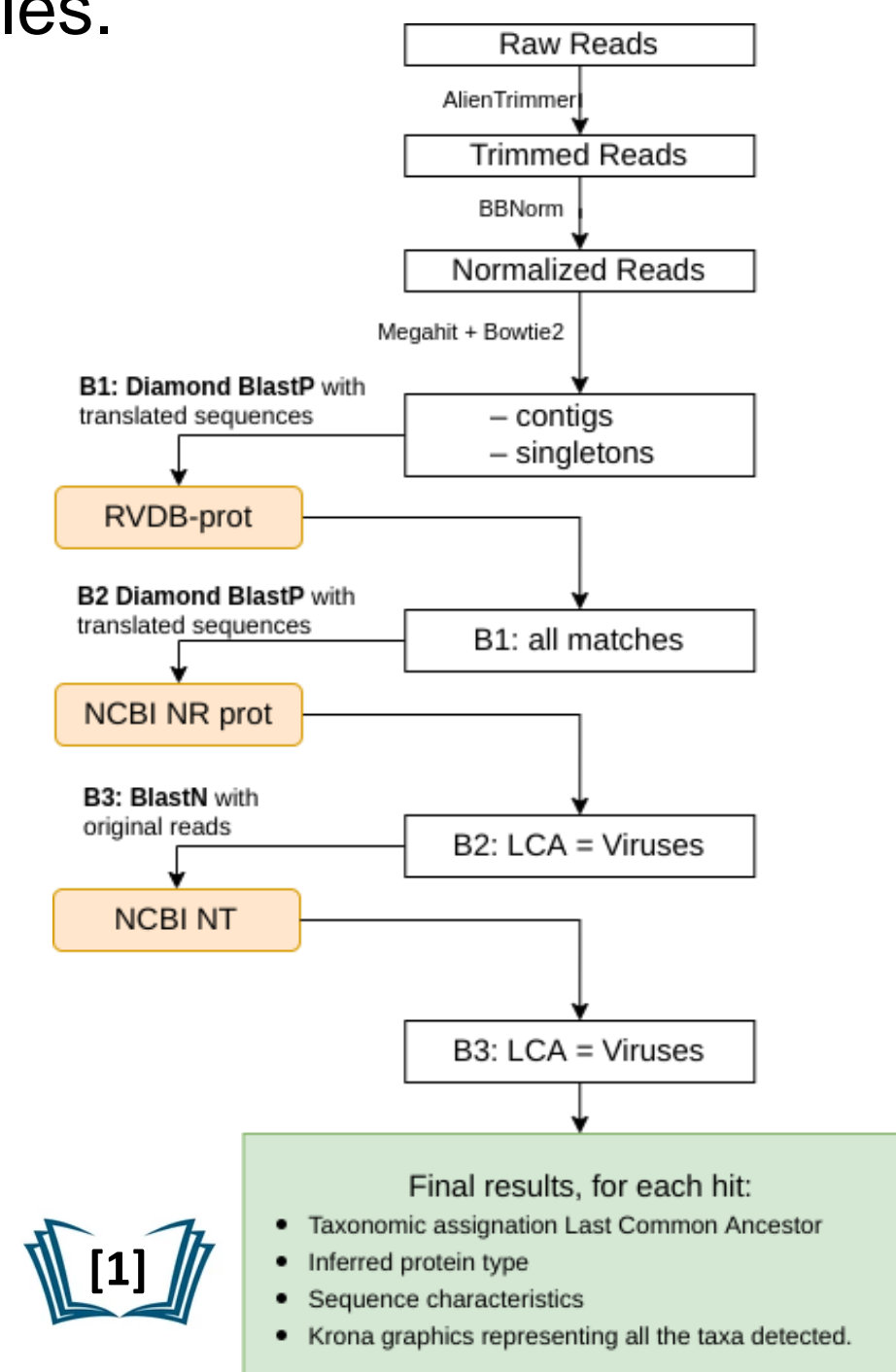
Clinical metagenomics fuels pathogen discovery but a comprehensive research environment is required to address critical questions such as imputability, physiopathology of novel identified infectious agents, and development of new diagnostic tools. The Institut Pasteur, in close collaboration with specialized hospital clinical services and laboratories including (neuro)pathologists, along with other academic labs, seeks to address these topics.

## METHODS

We present the research environment, including sequencing and analyzing tools, molecular and cellular biology, virology, histology and entomology resources, that promotes the exploration of novel or unexpected pathogens identified from patient samples.



1. A dedicated sequencing platform, BioIT infrastructure and pipeline



2. A network of trained (neuro)pathologists, virologists, entomologists and molecular biologists

## RESULTS

We review some of the major identifications done in the course of our historical partnership with hospitals, by highlighting the place and the contribution of research works following identification of new or unexpected microorganisms. The list includes novel human pathogens with a zoonotic potential (Astrovirus VA1, Umbre orthobunyavirus, European Bat Lyssavirus 1) and known pathogens with unexpected or atypical presentation (Rubella virus, Rabies, Dengue).

Novel human pathogens with a zoonotic potential

**Astrovirus VA1**

- 14 year old boy, Bruton agammaglobulinemia
- Cognitive impairment noted over the last 4 years
- Ataxia, erratic myoclonus, and dysarthria
- MRI: diffuse cortical-subcortical brain atrophy and periventricular hypersignals
- CSF: normal.
- Histologic findings consistent with acute pan-encephalitis
- Astrovirus VA1 identified by NGS from brain biopsy (in 3 days from sample to result)
- Actionable treatment: ribavirin + pegylated IFN

**Umbre orthobunyavirus**

- 21 year old man, Bruton agammaglobulinemia.
- No trip outside France.
- Rapid deterioration of the neurological state, tetraparalytic syndrome, progression to mutism and grabatization.
- Post-mortem brain samples: spongiosis (P-P neg), diffuse microglial activation and perivascular inflammatory infiltrates.
- Umbre virus detected by NGS and confirmed by ISH in neurons (f).

**European Bat Lyssavirus 1**

- 59 year old patient without past medical history.
- No travel outside France in the previous 2 years.
- Bats colony lived in an outbuilding of his house.
- Phono- and photophobia, vomiting, dysarthria, and swallowing disorders, progression to a nonreactive coma and clinical seizures.
- abundant inflammatory perivascular infiltrates, astrocytic gliosis, and microglial activation, limited necrosis. Loss of Purkinje cells.
- Identification of European Bat Lyssavirus 1 by NGS.

Known human pathogens with unexpected presentation

**Rubella virus, vaccine strain (cutaneous and visceral granulomas)**

- Persistence of rubella live vaccine in cutaneous and visceral granulomas associated with a Primary Immunodeficiency (PID).
- 9 PID pediatric cases described by our group in the period 2013-2019: Ataxia-telangiectasia (x5), RAG1 deficiency (x1), RAG2 deficiency (x1), Activated phosphoinositide 3-kinase δ syndrome (x1) and Undefined combined Immunodeficiency (x1).

**Rabies (16 months post bite)**

- Czech patient in France for tourism. No notable antecedent, sporty.
- Bitten by a dog during a trip to Bangladesh 16 months ago.
- 5 June 2016: Spontaneous onset of pain in the lower right limb. June 18: febrile context, headache, aphasia, confusion, visual hallucinations and hydrophobia. 13 July 2016: encephalic death.
- Repeated CSF analysis: aseptic lymphocytic meningitis.

**Dengue (neurologic form)**

- Patient from Togo. No recent trip. HIV+ (in therapeutic rupture)
- Neurological worsening in 15 days: headache, ataxia then coma
- Tetraparalytic syndrome, tetraparesis, pseudo-choreic movements of the 4 limbs
- Normal autoimmune balance and normal tumor markers.

2013

2014

2015

2016

2017

2018

2019

2020

2021

**References**

- [1] T. Bigot, S. Temmam, P. Pérot, M. Eloit, RVDB-prot, a reference viral protein database and its HMM profiles, *F1000Research* (2019).
- [2] M.-L. Frémond, P. Pérot, E. Muth, G. Cros, M. Dumarest, N. Mahlaoui, D. Seilhean, I. Desguerre, C. Hébert, N. Corre-Catelin, B. Neven, M. Lecuit, S. Blanche, C. Picard, M. Eloit, Next-Generation Sequencing for Diagnosis and Tailored Therapy: A Case Report of Astrovirus-Associated Progressive Encephalitis, *J Pediatric Infect Dis Soc.* (2015)
- [3] P. Pérot, M. Lecuit, M. Eloit, Astrovirus Diagnostics, *Viruses* (2017)
- [4] P. Pérot, F. Bielle, T. Bigot, V. Foulongne, K. Bolloré, D. Chrétien, P. Gil, S. Gutiérrez, G. L'Ambert, K. Mokhtari, J. Hellert, M. Flamand, C. Tamiotti, M. Couplier, A. Huard de Verneuil, S. Temmam, T. Couderc, E. De Sousa Cunha, S. Boluda, I. Plu, M.B. Delisle, F. Bonneville, D. Brassat, C. Fieschi, M. Malphettes, C. Duyckaerts, B. Mathon, S. Demeret, D. Seilhean, M. Eloit, Identification of Umbre Orthobunyavirus as a Novel Zoonotic Virus Responsible for Lethal Encephalitis in 2 French Patients with Hypogammaglobulinemia, *Clin. Infect. Dis.* (2020)
- [5] B. Regnault, B. Evarard, I. Plu, L. Dacheux, E. Troadec, P. Cozette, D. Chrétien, M. Duchesne, V. Jean-Michel, A. Jamet, M. Leruez, P. Pérot, H. Bourhy, M. Eloit, D. Seilhean, First case of lethal encephalitis in Western Europe due to European bat lyssavirus type 1, *Clin Infect Dis.* (2021)
- [6] C. Bodemer, V. Sauvage, N. Mahlaoui, J. Cheval, T. Couderc, S. Leclerc-Mercier, M. Debré, I. Pellier, L. Gagnieu, S. Fraita, A. Fischer, S. Blanche, M. Lecuit, M. Eloit, Live rubella virus vaccine long-term persistence as an antigenic trigger of cutaneous granulomas in patients with primary immunodeficiency, *Clin. Microbiol. Infect.* (2014)
- [7] B. Neven, P. Pérot, J. Bruneau, M. Pasquet, M. Ramirez, J.-S. Diana, S. Lutz, N. Corre-Catelin, C. Chardot, D. Moshous, S. Leclerc-Mercier, N. Mahlaoui, N. Alajidji, B. Le Bail, M. Lecuit, C. Bodemer, T.J. Molina, S. Blanche, M. Eloit, Cutaneous and Visceral Chronic Granulomatous Disease Triggered by a Rubella Virus Vaccine Strain in Children With Primary Immunodeficiencies, *Clin. Infect. Dis.* (2017)
- [8] S. Leclerc-Mercier, D. Moshous, B. Neven, N. Mahlaoui, L. Martin, I. Pellier, S. Blanche, C. Picard, A. Fischer, P. Pérot, M. Eloit, S. Fraita, C. Bodemer, Cutaneous granulomas with primary immunodeficiency in children: a report of 17 new patients and a review of the literature, *J Eur Acad Dermatol Venerol.* 33 (2019).

**CONCLUSION**  
 Pathogen discovery includes the identification and characterization of new or unexpected infectious agents and the demonstration of their causality, with the objectives of understanding their biology and fostering the development of novel diagnostic or therapeutic tools. The goal of the Pasteur-Necker initiative in the coming years is to become a national center for clinical metagenomics combining patient care and fundamental research with potential for medical applications, for the benefit of science and patients.

ONLINE CONFERENCE OCTOBER 21–22 2021  
[www.clinicalmetagenomics.org](http://www.clinicalmetagenomics.org)